



CARNWATH G.C.

YARDAGE GUIDE



WWW.CARNWATHGC.CO.UK



CARNWATH G.C.

A winning blend of artistically shaped fairways, excellent rolling greens and expansive countryside views, Carnwath is a delightful, mature course having been founded in 1907 and is regarded as one of the best playing courses in Lanarkshire.

The Course is situated on a piece of land called 'Gallow Hill', to the west of the village of Carnwath and in 1907, the Course was much different to what we know today. The then '9 Hole Course' was laid out by Mr Willie Auchterlonie, an Open Champion, coveted club maker and contributor to the Jubilee Course layout in St Andrew's. Following completion, the course was formally opened in front of sizeable crowds by Lady Lockhart, the wife of Sir Simon M. Lockhart, Honorary President of the Club and laird of the estates, on 29th June 1907.

The Course was finally extended to 18 holes in May 1922 and by 1936 Carnwath Golf Club was visited by more than 3,000 golfers annually. With the acquisition of a further 20 acres south of the Course, it's layout was again redesigned by G.M Clark, then Club Champion. The new layout opened in July 1963 and with minor modern reworks, it remains a stern test of accuracy for golfers of all abilities to this day.

Renowned for warm hospitality, our Members & Staff will make playing at Carnwath both pleasant and enjoyable.

Enjoy the Course!

COURSE MAP



01883 344244

Club House
Practice Area

1

● 193 3

● 165 3

● 152 3

● 138 3

ROUNDEL - S.I. 9

The first at Carnwath is a daunting uphill 193 yard Par 3 from our Medal Tees, but is still a challenging hole from further forward.

'The Roundel' looks out onto the hole's namesake at the back of the first green, which is surrounded by bunkers. Infamously, 'The Burn' runs along the tee front and the comes into play a great deal more than it should.

First tee nerves are common as our Clubhouse watches on, but this rewarding hole does give up the rare 'Magic 2' that can set the tone for a great day.



2

●	234	3
●	230	3
●	230	3
●	215	4

THE YETT - S.I. 7

As you breath a sigh of relief walking off the 1st, you are met with an even sterner challenge at 'The Yett'.

The second of our 4 Par 3's, the 234 yard hole is protected by long shallow bunkers on the left and a deep, dreaded bunker to the right of the green. Combined with run off's at the back, it's a difficult green to hit.

It is however, a beautiful looking hole. With a deceptive Stroke Index of 7, the 2nd has a scoring average of 4.36 from our Medal Tees, placing importance on a good warm up!





3

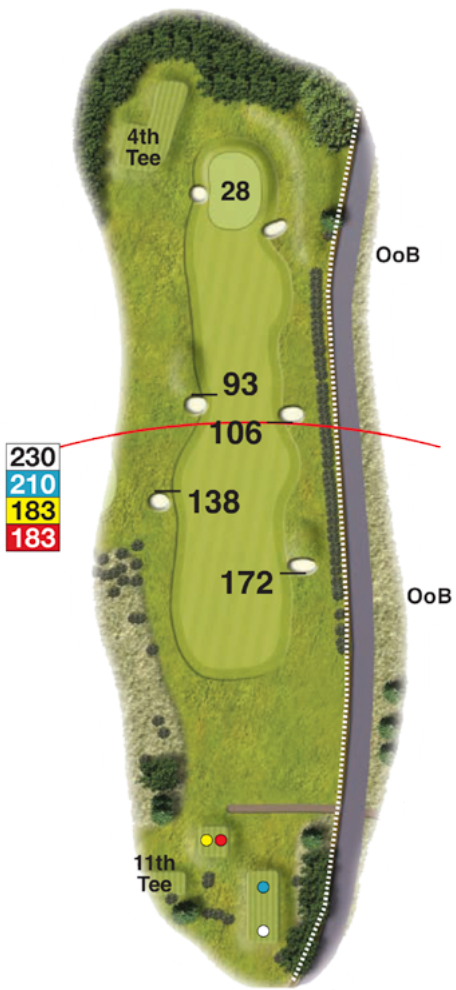
●	335	4
●	315	4
●	288	4
●	288	4

PLANTON TOLL - S.I. 13

As players cross to the main side of the Course, the Par Four 3rd presents a different challenge.

Players are afforded little margin for error from the tee as when straying to the right of a tight fairway, out of bounds lurks amongst the trees which line the road.

Players that successfully avoid the bunkers at either side of the fairway will have more control over a short iron or pitch to an undulating green which is raised at the front. However, caution must be taken not to stray wide into one of the bunkers protecting the green, and anything long leaves a tricky up and down for Par.



4

●	174	3
●	161	3
●	147	3
●	147	3

WHITE CRAWNS NEST - S.I. 15

Enclosed by trees on the tee, The 4th at Carnwath is a deceptive hole as players are often shielded from any wind and can often under club as a result. The 4th features a 'blind' tee shot as the view of the green is blocked by one of the largest and most frequently used bunkers on the course.

There are no prizes for coming up short here, as all the trouble is at the front of the green.





5

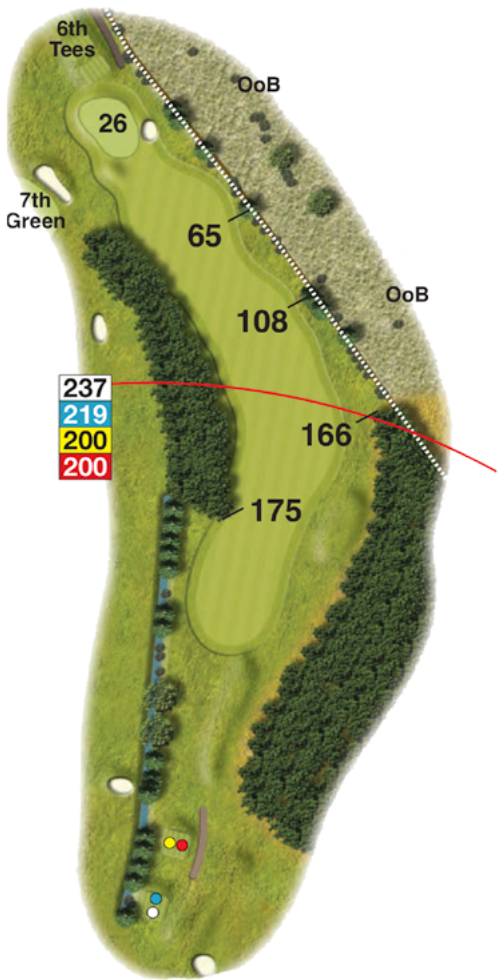
●	371	4
●	353	4
●	334	4
●	334	4

RAILWAY - S.I. 5

The beginning of our very own 'Amen Corner', the 5th is a renowned score killer with trees either side of the fairway as the hole doglegs left from the tee.

'Out of bounds' runs up the left and is mostly in play from the tee, whereas once round the corner the hole's namesake, the 'Railway' comes into play.

A severe run off on the left of the green and a deep bunker to the right, if you're going to miss the 5th green coming up short is no disaster.



6

●	397	4
●	380	4
●	362	4
●	380	4

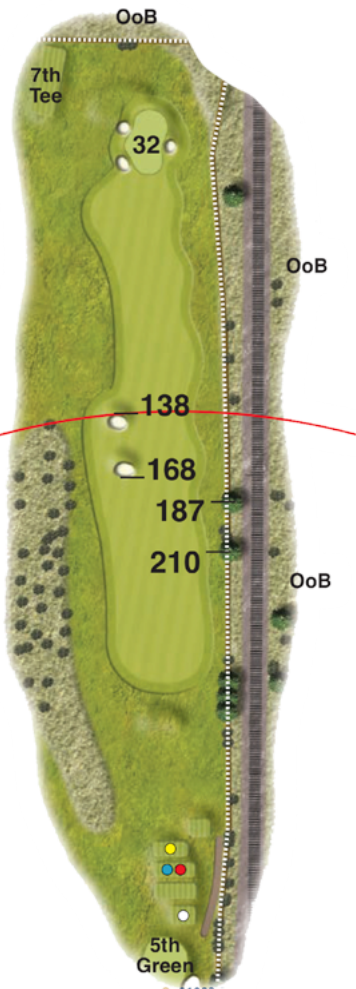
LAMPITS HOWE - S.I. 1

The hardest hole on the course faces players at 6.

Often played straight into the southerly wind, this 397 yard monster scores significantly worse than the following par 5 7th.

Railway to the right, deep rough to the left, two fairway bunkers in the prime landing zone and deep bunkers either side of a sloping green - par 4 is always pleasing.

260
243
225
243



7

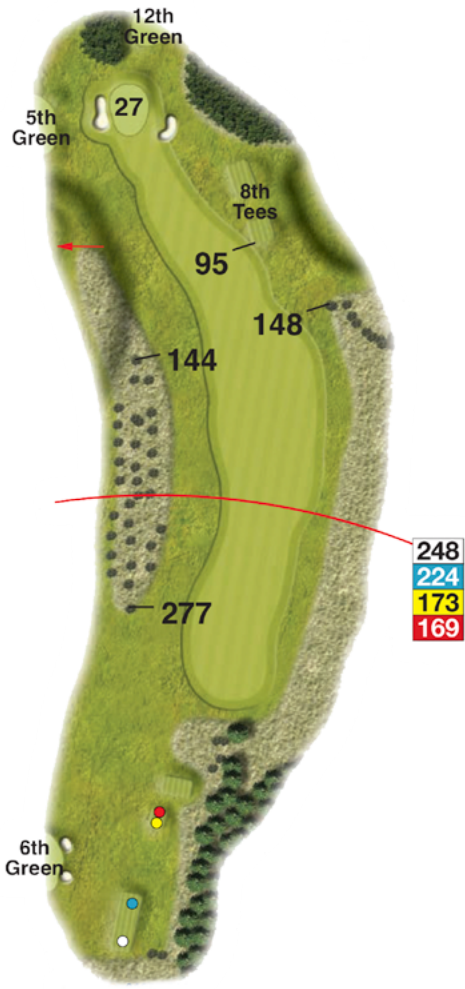
●	499	5
●	475	5
●	424	5
●	420	5

COUTHALLY - S.I. 17

In stark contrast to the 6th, 'Couthally' offers some minor respite in the challenging front 9.

A sweeping fairway that runs to the left and a downhill second shot allows players an opportunity to reach the 7th in two and putt for an illusive eagle.

However, deep rough encompasses a wide, yet narrowing fairway therefore the theme of accuracy continues if you want to make the most of this par 5.



8

●	430	4
●	416	4
●	314	4
●	314	4

LANG WANG - S.I. 3

The final hole in our own 'Amen Corner' is the 8th. This dog leg left par 4 is all about the tee shot.

Cut the corner and you can face the hill with a 7 iron or less - leak right into the wider and less bunker protected area of the fairway and you face a long 200+ yard shot straight up the steep incline.

Another hole where players are delighted with par, a birdie is a rare sight at 8.



9

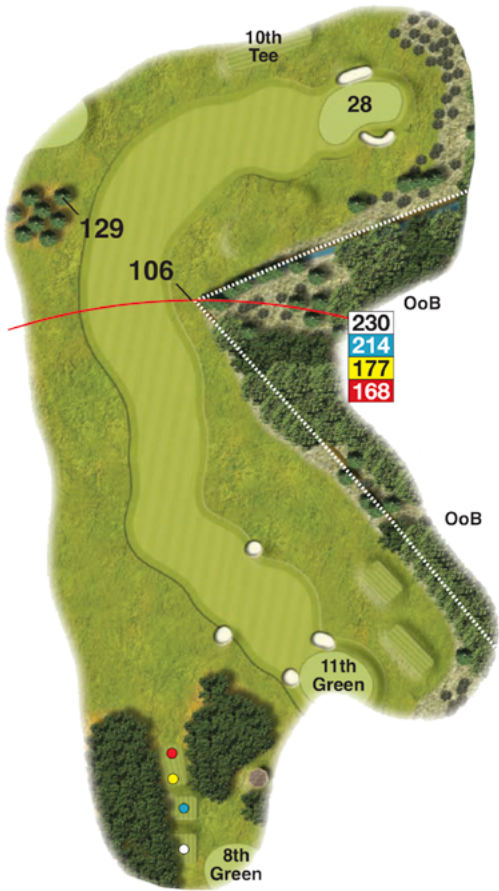
●	375	4
●	359	4
●	322	4
●	313	4

WINTERLAW – S.I. 11

Players are delighted to take in the views afforded by the 8th green and 9th tee as it signals an end to the demanding front 9.

A long carry round the dog leg right, or a well placed tee shot that catches the slope, will leave players an opportunity to pitch onto the large 9th green.

A very appealing hole on the eye, 9 is considered by some to rival 12 for the natural beauty of the hole and shaped fairway.



10

●	164	3
●	149	3
●	141	3
●	135	3

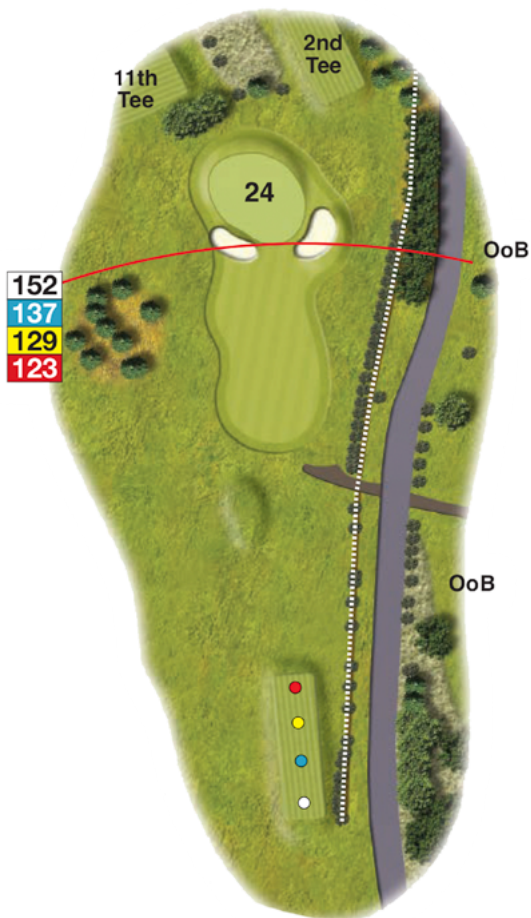
LEE PENNY - S.I. 10

The start to the back 9 at Carnwath brings a tricky up hill par 3 which has a two tier green.

It is imperative to check the position of the flag when teeing off at the 3rd as this can make all the difference in a players club selection.

Don't come up short here, or you will join a long list of players to face the two deepest and most played from bunkers on the course.





11

●	270	4
●	256	4
●	234	3
●	234	4

TINTO - S.I. 16

Wind dependant, 11 will signal a green light for players as they enter a more friendly part of the course.

At stroke index 16 birdies here are common, but trees to the right hand side of a tightly shaped fairway can cause some needlessly high scoring.

Longer hitting players can opt to take on the small green from the tee, with the 11th starting the theme of risk and reward.



12

● 321 4

● 302 4

● 302 4

● 302 4

GALLOWHILL - S.I. 8

The 12th is our signature hole affording views of the rolling countryside and of a glorious looking golf hole.

Players course management skills are tested at 12, as the club selection on the tee will play a vital part in leaving an ideal yardage into the green which is heavily protected by bunkers.

Go with driver to leave a short pitch into the green or play more conservatively to leave a full wedge.

Standing on the 12th fairway is a truly superb representation of our Course's beauty.



13

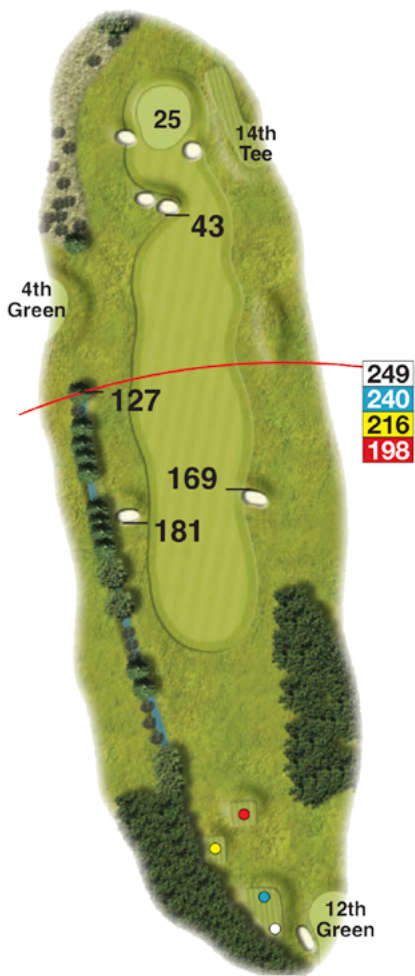
●	365	4
●	356	4
●	332	4
●	314	4

STEYBRAE - S.I. 2

The 13th hole offers some defence to this part of the back 9 at Stroke Index 2.

Uphill all the way to the green, then downhill when landing upon it, it can prove difficult to get near the flag in two.

Indeed, players often find their short game tested with many different tricky 'up and downs' required to make a par here.



14

● 264 4

● 248 4

● 236 4

● 226 4

BURNHOUSE - S.I. 18

The easiest hole on the Course is 14 - 'Burnhouse'.

This downhill par 4 is still accessible into the common headwind but players instead often find themselves pitching onto the flattest green on the course from close range.

The rare eagle, or a more common birdie, can provide some breathing space for the difficult closing holes to come.



15th
Tees

24

252
236
224
214

80

13th
Green

15

● 311 4

● 296 4

● 296 4

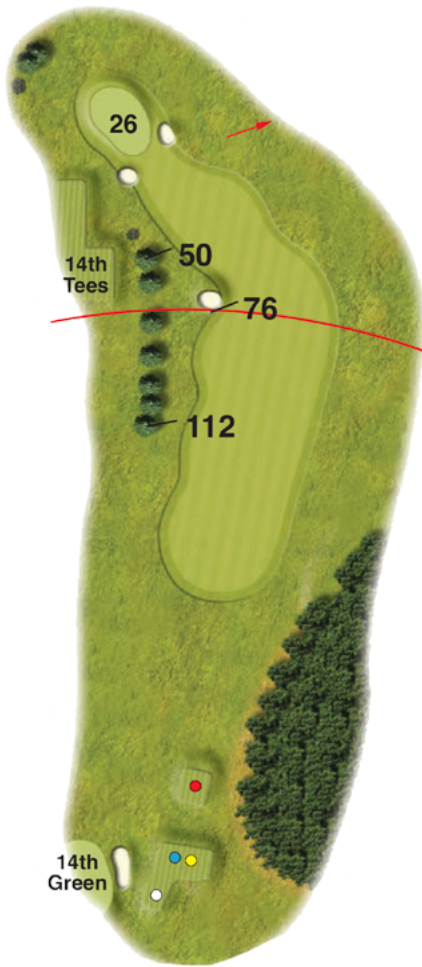
● 266 4

ST MARY'S AISLE - S.I. 14

'St Mary's Aisle' is a hole many players either love or hate.

It plays to a sharp dog leg left which means position from the tee is key when playing into this narrow green. Birdie-able, but it can also destroy a scorecard very easily.

Sloping significantly from front to back, there aren't many putts conceded on the 15th when playing matchplay!



26

14th
Tees

50

76

112

224
209
209
179

14th
Green

16

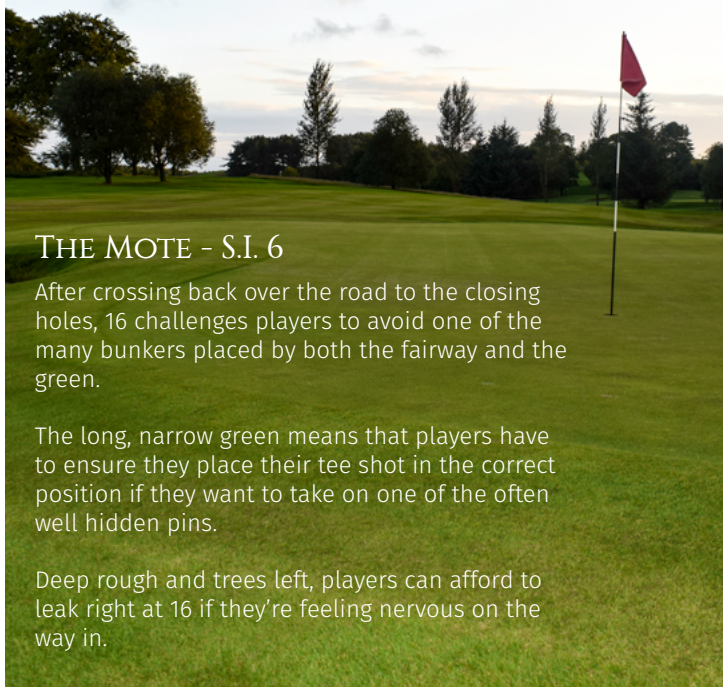
●	295	4
●	276	4
●	259	4
●	262	4

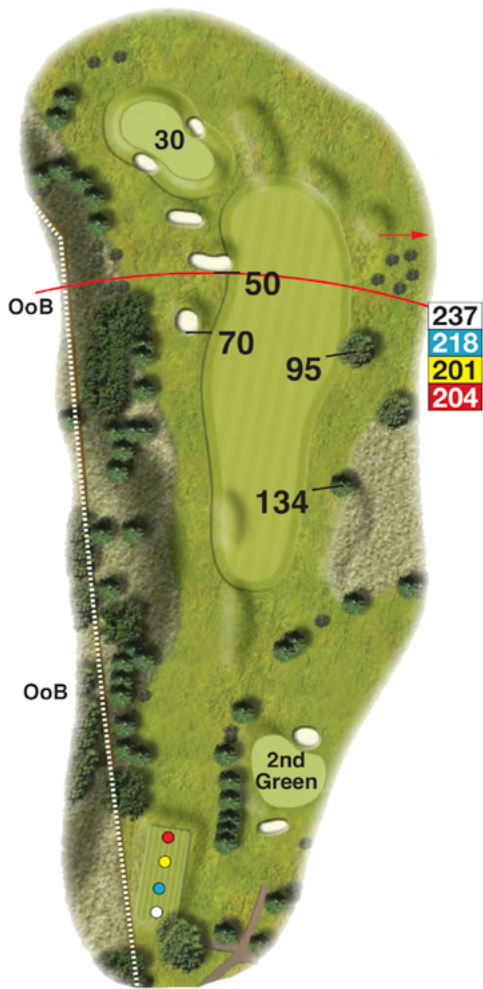
THE MOTE - S.I. 6

After crossing back over the road to the closing holes, 16 challenges players to avoid one of the many bunkers placed by both the fairway and the green.

The long, narrow green means that players have to ensure they place their tee shot in the correct position if they want to take on one of the often well hidden pins.

Deep rough and trees left, players can afford to leak right at 16 if they're feeling nervous on the way in.





17

●	455	4
●	445	4
●	420	4
●	431	5

EAST NEUK - S.I. 4

Considered by many to be the most difficult hole on the course, 17 is a monster par 4 at 455 yards and is a par 5 for ladies.

This long, straight hole has trees either side of a fairway that often doesn't allow for any run out on drives. As a result, players that manage to keep it straight need to hit a mid to long iron into a green that is very difficult to hold.

Anyone playing for position once blocked out by the trees should be mindful of the hazard which runs across the fairway.



18

● 500 5

● 450 4

● 429 4

● 449 5

MOSS BURN - S.I. 12

The 18th hole is a magnificent 500 yard par 5 which often plays into or against a crosswind.

A tee shot avoiding the trees to the right will land in an undulating fairway that often produces a 'draw lie' for right handers, meaning 'The Burn' which sits tight to the left hand side of the fairway is always lurking.

Players finish their round at Carnwath with the Clubhouse, and more importantly those inside it, watching on intently.

